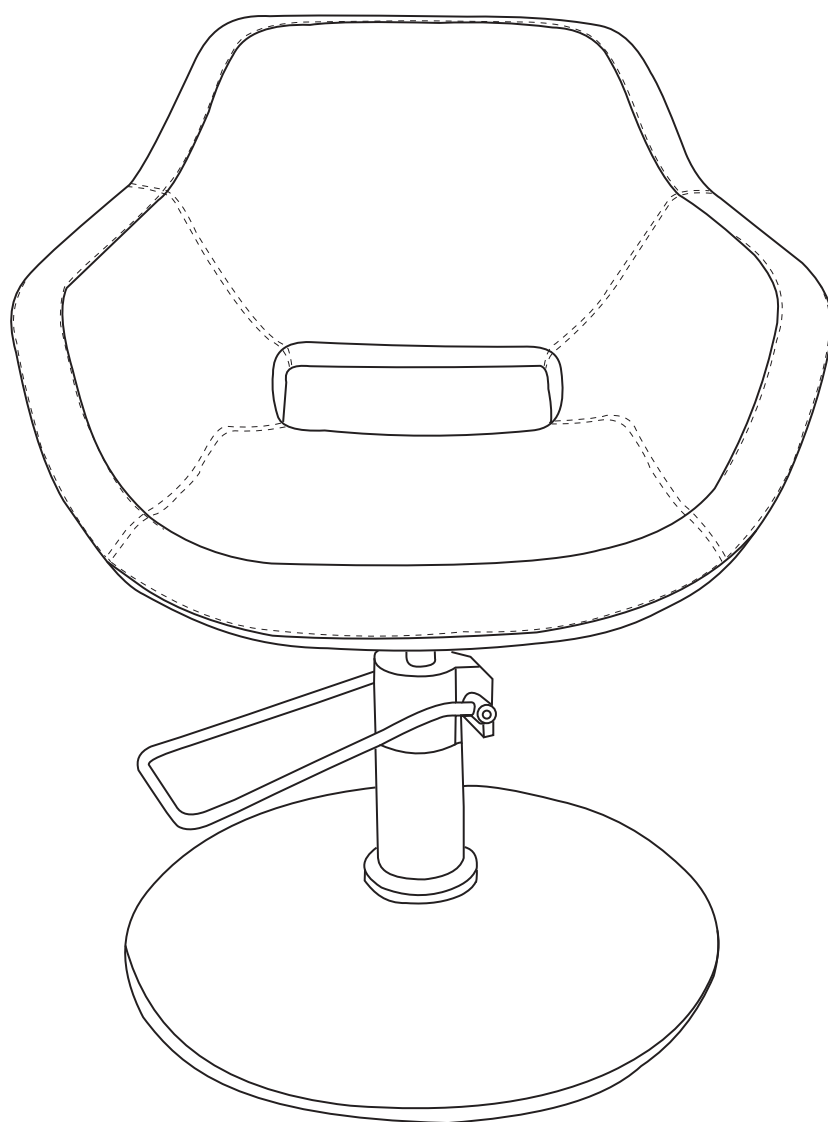


# **the misha**

HYDRAULIC SALON CHAIR

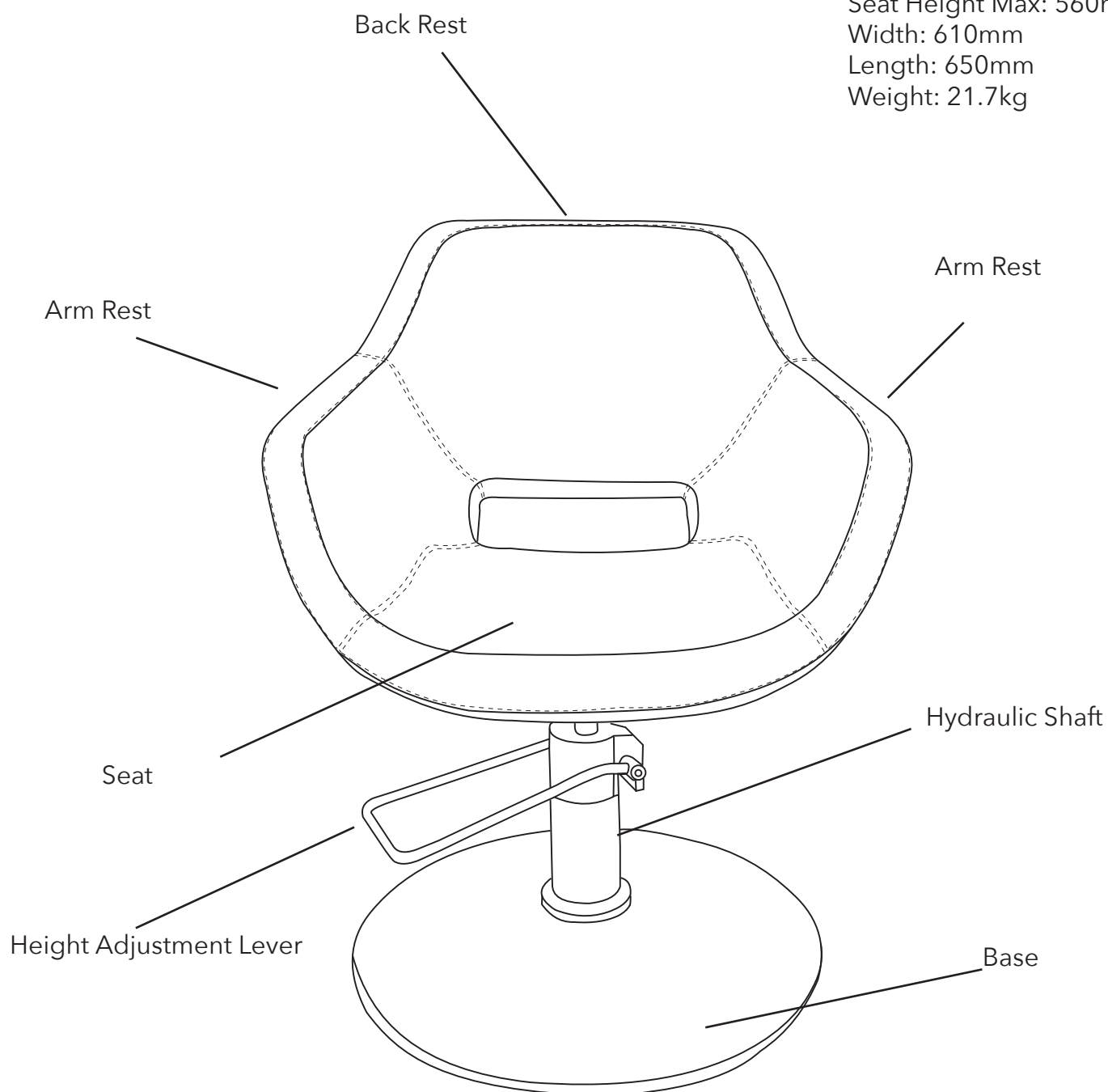
SKU:SC8008



**the caley**

Hydraulic Salon Chair

Height Lowest: 775mm  
Height Max: 885mm  
Seat Height Lowest: 435mm  
Seat Height Max: 560mm  
Width: 610mm  
Length: 650mm  
Weight: 21.7kg



## Assembly

### Chair Assembly

1. Open box
2. Remove cushion from atop of shaft
3. Connect seat to the shaft
4. Sit on chair to affix seat
5. Ready to use

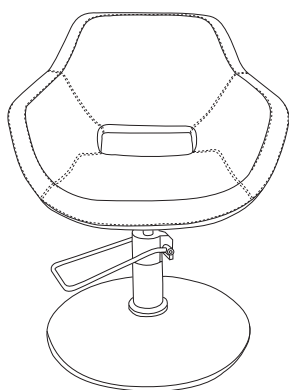
## Cleaning

### Upholstery

- All upholstery needs a little care; Looking after your upholstered products will help prolong its life and make it more pleasant to use.
- Clean unit regularly to remove bacteria, body oils, product spills and other matter that can cause damage to your product. Clean with a sponge and dry with a soft, clean cloth.
- Avoid extreme temperatures. Extreme cold may cause your vinyl to crack, while extreme heat can cause your vinyl to stretch permanently.
- To clean, use a sponge and warm soapy water. Squeeze out excess liquid before using.
- Avoid exposing to direct sunlight as this may cause the vinyl to fade or peel.
- Stubborn grime may require gentle scrubbing with a soft brush.

### Metal Areas

Wipe using regular cleaning products that are recommended for stainless steel and metals.



#### **For both upholstery and metal areas, do not use:**

- bleach
- detergent
- steel wool
- abrasive cleaners
- furniture polishes
- acetone

Damage caused by improper treatment is not covered by product warranty.

## Maintenance

It is important to follow correct maintenance and care to ensure the longevity of your product. One way to do this is to have periodic inspections of all components and fasteners.

To prolong the life of your chair regularly clean by removing any stains or spills.

Any broken or damaged parts should be replaced immediately and loose fasteners tightened.

Salon & Co. is not responsible for any damages that occur during routine maintenance.

## Warranty

All Salon & Co. furniture comes with a 12 month back to base warranty.

Any modifications, improper cleaning/maintenance, or installation by an unlicensed plumber voids this warranty.

To validate your warranty, you must keep a receipt of your product purchase along with the details of the supplier that the goods were purchased through.

Warranty period starts from the purchase date.

Please retain this information along with a copy of your receipt for future reference.

Purchase Date:

Suppliers Name:

Invoice Number:

Suppliers Address:

# SALON & CO.

Salon & Co. is a registered trade mark of Salon & Co. Imports. All rights are reserved. This logo may not be reproduced or translated in another language without written consent from Salon & Co. Imports.

The information in this document is subject to change at anytime without notice.

Salon & Co. Imports. assumes no responsibilities for any errors that may occur in this document nor does it make expressed or implied warranty of any kind with regard to this material, including, but not limited to, the implied warranties of merchantability and fitness for a particular purpose.

Salon & Co. Imports. shall not be liable for incidental or consequential damages in connection with or arising out of the use of this document and the program material.